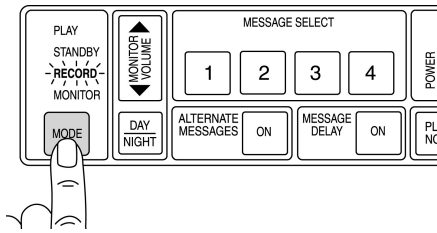
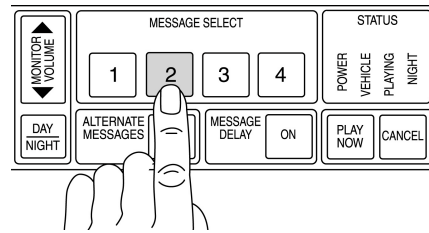


Audio Greeter, Model A300 Operating Placard

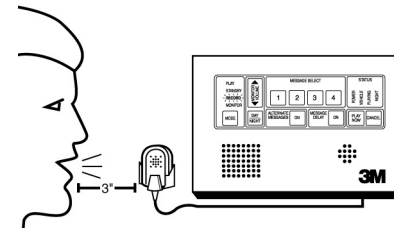
Recording messages



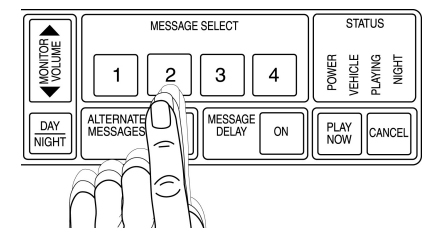
1. Press MODE until RECORD light comes on



2. Press and hold a MESSAGE SELECT number

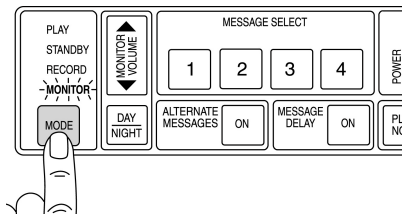


3. Record message (up to 15 seconds)

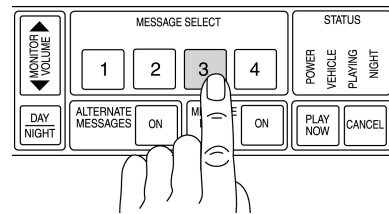


4. Release MESSAGE SELECT button

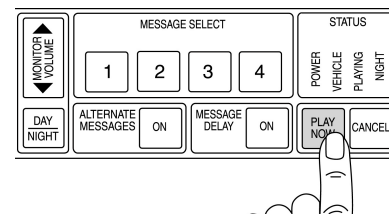
Listening to messages (Inside only)



1. Press MODE until MONITOR light comes on

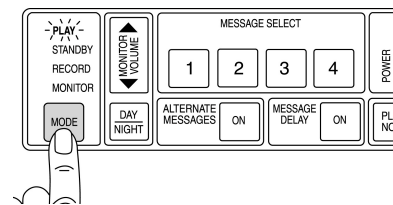


2. Press a MESSAGE SELECT number

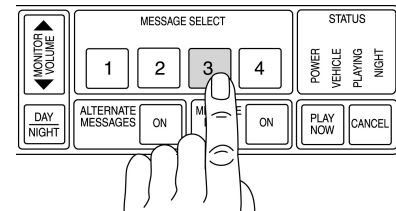


3. Press PLAY NOW

Playing a message (Outside at the Menu Board)

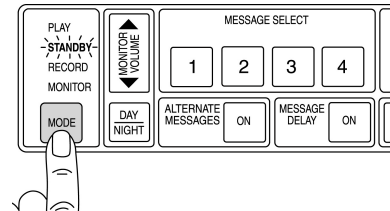


1. Press MODE until PLAY light comes on

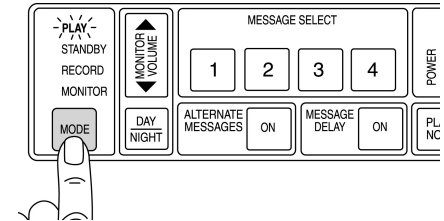


2. Press the desired MESSAGE SELECT numbers

Suspending/resuming play of messages

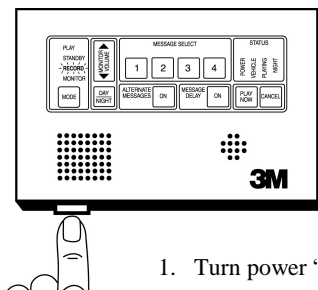


1. Press MODE until STANDBY light comes on



1. Press MODE until PLAY light comes on

Bypassing system



1. Turn power "OFF"

3M Food Service Trade Department
St. Paul, MN 55144-1000

For more information call
3M Customer Service at
1-800-328-0033

78-6912-0721-9 Rev. B

3M Innovation